



PROFESSIONAL AUDIO SYSTEM

DG118



OPERATING MANUAL

Ver. DG118-EN-1.1

LSS Advanced Speaker Systems

Via On. Longo 53-89024 Polistena (RC) ITALY Tel (39) 966 9321299 – Fax (39) 966 933007 Email: info@lss.it - Internet: www.lss.it

NOTICE:

LSS products are manufactured for use according to proper procedures by a qualified operator and only for the purposes described in this manual. The following conventions are used to indicate and classify precautions in this manual. Always heed the information provided with them. Failure to heed precautions can result in injury to people or damage to property.

© LSS, 2016

All rights reserved. No part of this publication may be reproduced, stored in a retrieval system, or transmitted, in any form, or by any means, mechanical, electronic, photocopying, recording, or otherwise, without the prior written permission of LSS.

No patent liability is assumed with respect to the use of the information contained herein. Moreover, because LSS is constantly striving to improve its high-quality products, the information contained in this manual is subject to change without notice. Every precaution has been taken in the preparation of this manual. Nevertheless, LSS assumes no responsibility for errors or omissions. Neither is any liability assumed for damages resulting from the use of the information contained in this publication.

SUMMARY

INTRODUCTION	4
SAFETY AND WARNING.....	5
APPLICATION.....	6
PHYSICAL DESCRIPTION.....	6
TECHNICAL SPECIFICATIONS	7
INSTALLATION AND WIRING	8
WEEE DIRECTIVE	9
DIMENSIONS.....	10
NOTES	11

INTRODUCTION

Congratulation on the purchase of your new LSS loudspeaker. Quality innovation and versatility, this is a summary of the new system developed by LSS for professional sound users. LSS produces professional audio products – the result of exceptional engineering and meticulous craftsmanship. This manual is intended for use with LSS loudspeaker. This includes: safety precautions; installation, set-up and operating instruction. Please read this manual plus any accompanying manual and follow all relevant precautions and instructions. This should allow you to obtain the maximum performance from your new loudspeaker. Where there are conflicts or overlaps, the information in any accompanying manual supersedes the information in this manual.

SAFETY AND WARNING

IMPORTANT! SAFETY WARNING!

In the interest of their own and others' safety and to prevent voiding the warranty, we recommend a careful reading of this section before using the product.

- This product was designed and manufactured to be used as a speaker system in the context of a typical sound reinforcement system.

The use for any purpose other than these is not provided by the manufacturer and is therefore under the direct responsibility of the user / installer.

- This device complies with class I (must be connected to the outlet with a protective earthing connection).



WARNING

**RISK OF ELECTRIC SHOCK
DO NOT OPEN**

**TO REDUCE THE RISK OF ELECTRIC SHOCK
DO NOT REMOVE COVER (OR BACK)
NO USER SERVICEABLE PARTS INSIDE
REFER SERVICING TO QUALIFIED SERVICE PERSONNEL**

**TO REDUCE THE RISK OF FIRE OR ELECTRIC SHOCK
DO NOT EXPOSE THIS EQUIPMENT TO RAIN OR MOISTURE**

TO AVOID THE RISK OF FIRE AND / OR ELECTRIC SHOCK*:

- Do not expose this system to rain or moisture. Do not expose the apparatus to dripping or splashing water. Do not place objects filled with liquids, such as drinks, on the apparatus.

- Before connecting the system, be sure the mains voltage corresponds to that stated on the product.

- Connect this appliance to a power outlet with earth contact, according to national security force, via a power cable of adequate section ends with a plug or connector that meets the applicable safety regulations.

- The unit is connected to the network even when the power switch is in position '0' (OFF). Before any maintenance, disconnect the power cable from the outlet.

*Risk of electric shock only for self-powered system.

IMPORTANT! SAFETY PRECAUTIONS!

Read This First.

Read and heed all warnings and safety instructions in this Manual before using the product.

Failure to follow all precautions can result in equipment damage and / or personal injury.

1. Read these instructions.
2. Keep these instructions
3. Heed all warnings and follow all instructions.
4. Use only attachments/accessories specified by the manufacturer.
5. Use only with the cart, stand, tripod, bracket, or table specified by the manufacturer, or sold with the apparatus. When a cart is used, use caution when moving the cart/apparatus combination to avoid injury from tip-over.
6. Refer all servicing to qualified service personnel. Servicing is required when the apparatus has been damaged in any way, such as power-supply cord or plug is damaged, liquid has been spilled or objects have fallen into the apparatus, the apparatus has been exposed to rain or moisture, does not operate normally, or has been dropped.
7. LSS loudspeakers can produce sound levels capable of causing permanent hearing damage from prolonged exposure. The higher the sound level, the less exposure needed to cause such damage

CAUTION: This product is energized as long as it is connected to the AC.

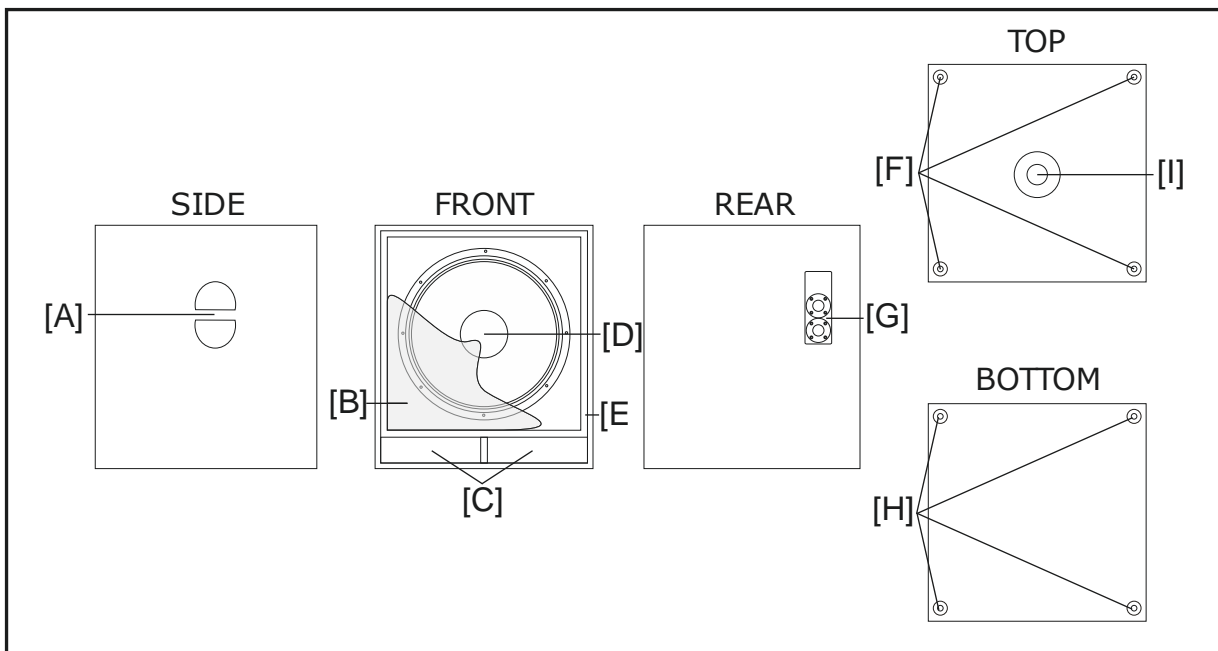
CAUTION: Allow at least six inches of free space all around the amplifier for sufficient ventilation.

APPLICATION

LSS's DG118 loudspeaker is a reflex subwoofer dedicated for portable applications or small fixed installations and is ideal to support bass reinforcement of DG300 and other LSS systems. DG118 system provides high output, low distortion sound reinforcement. This system was designed for a wide range of professional applications.

The 460 mm (18") low frequency woofer with 100 mm (4") voice coil provides higher performance and very high peak output for small concert sound. The DG118 powering mode is only passive amplified operation with external digital processor, cut frequency from 80-125 Hz 12/48dB slope.

PHYSICAL DESCRIPTION



- [A] Handles
- [B] Steel Protection Grid
- [C] Reflex
- [D] Woofer
- [E] Enclosure Cabinet

- [F] Recesses for Feet
- [G] Connection Panel
- [H] Feet
- [I] Pole Mount Holes


Materials and construction meet the highest professional standards to ensure maximum reliability

TECHNICAL SPECIFICATIONS

PHYSICAL	Dimensions mm (± 1 mm) [Inches]	Height 660 [25.98"]
		Front Width 590 [23.23"]
		Depth 600 [23.62"]
	Weight Kilograms	Net Weight 44
Shipping Weight 48		
SYSTEM PERFORMANCE	Frequency Response	± 5 dB 35 Hz ~ 150 Hz
		-10 dB 30 Hz
	Sensitivity (1 Watt @ 1 m)	LF Range Passive 97 dB
	Max SPL Calculated (Power AES) [PEAK]	129 dB [136 dB]
	Nominal Input Impedance (Ω)	LF Range Passive 8 Ω
	Power Handling (Watt cont. AES) [PEAK]	LF Range Passive 1500 W [7200 W]
	Nominal Dispersion (@ -6 dB)	360°
MECHANICAL	Enclosure material	Birch Plywood of 15 mm [0.59 inches]
	Finish	Texture poliuretanic black paint
	Grille	Powder coated perforated steel with anti-dust foam
	Connectors	2 Neutrik NL4 Speakon
	Accessories	Wheels (Optional)

INSTALLATION AND WIRING

DG118 must be installed on the floor. It is possible to install more DG118 in stack configuration making fit Top Sub's feet in bottom sub's recesses.



Choose a safe mounting location, so as to prevent the cables can be stepped on or create tripping hazards.



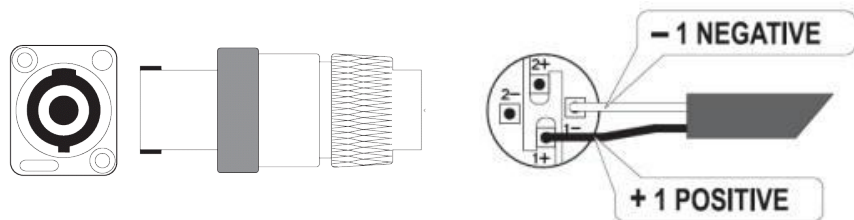
Before making connections between mixer and speakers, make sure the mixer volume is turned down.

In the connection panel there are two Speakon NL4 connectors referred as 'IN' and 'OUT'.

IN is the input connector and must be connected to the amplifier, 'OUT' is a LINK OUT and can be connected to other systems.

Channel 2 has been linked from In to the out.

You can now use the system



WEEE DIRECTIVE

WEEE Directive

Warning!

The product is marked with this symbol which indicates not to discard electrical and electronic equipment via the normal procedure for disposal of household waste. For these products there is a diverse collection system in accordance with legislation that requires proper treatment, recovery and recycling of used products. For more information please contact the appropriate local authority.

The black bar underneath indicates that the product was placed on the market after 13 August 2005.

INFORMATION FOR PROPER DISPOSAL

For home users

In the European Union

Warning: To dispose of this equipment, do not use the ordinary dust bin!

The electrical and electronic equipment must be treated separately and in accordance with legislation that requires proper treatment, recovery and recycling of used products. Following the implementation by member states, private households within the EU can give free electrical and electronic equipment to designated collection facilities*.

In some countries (*), your local retailer may withdraw the old product for free if you purchase a new one of similar type.

* For more information please contact the appropriate local authority.

In countries outside the EU: please contact your local authorities and ask for the correct method of disposal.

In Switzerland: Used electrical or electronic equipment can be returned free of charge to the dealer, even if you do not purchase a new product.

Further collection facilities are listed on the homepage or www.swico.ch.
www.sens.ch.

For professional users

In the European Union

Warning: If the product is used for business purposes, the following steps to delete it:

contact your LSS dealer for information about the product recall.

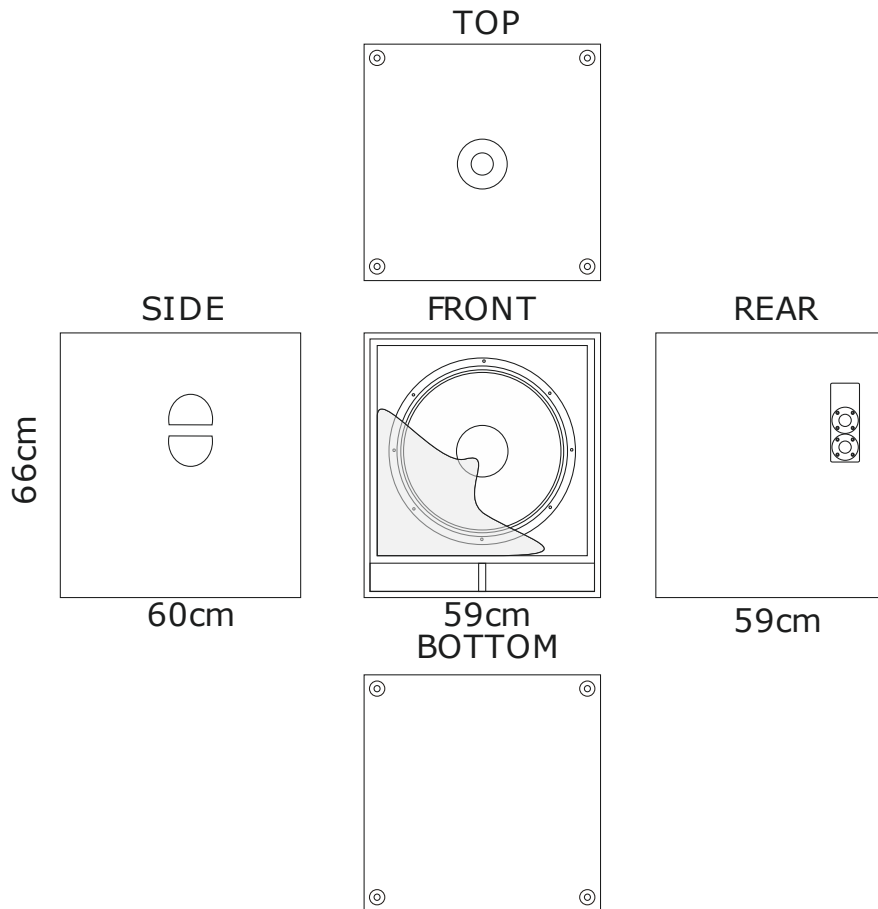
Might be charged for the costs of collection and recycling. Small products (and amounts) might be taken back by your local collection facilities.

In Spain: contact the established collection system or the local authority for collection of used products.

In countries outside the EU: please contact your local authorities and ask for the correct method of disposal.



DIMENSIONS



NOTES



CONTACT INFORMATION:

LSS Advanced Speaker Systems

Via On. Longo 53
89024 Polistena (RC) ITALY
Tel (39) 966 9321299 – Fax (39) 966 933007
Email: info@lss.it - Internet: www.lss.it